

二阶段发电机组用柴油机系列
Stage II Gen-set diesel engine series

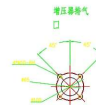
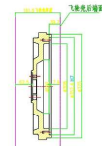
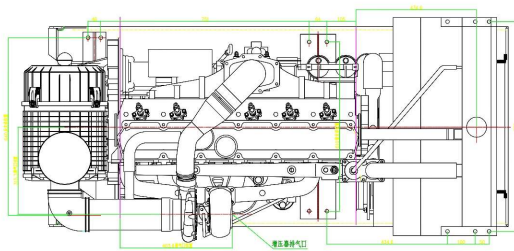
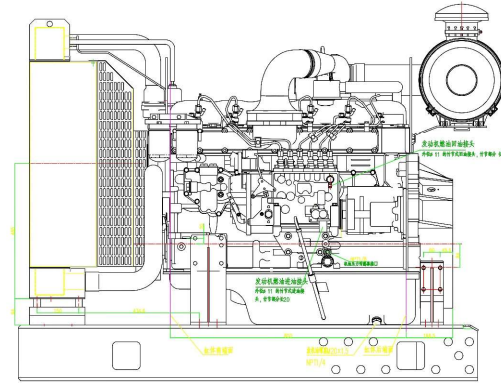
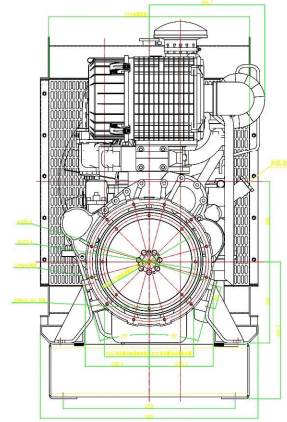
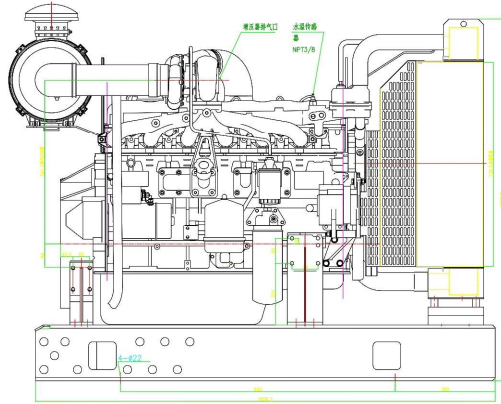


CA6DF系列
CA6DF SERIES

6DF发动机技术参数/Engine Technical Data

柴油机型号/Engine model	CA6DF2D-14D	CA6DF2-17D	CA6DF2-19D
型式/Type	直列, 水冷, 四冲程/in-line, water cooling, 4-stroke		
气缸数量/Number of cylinders	6		
进气方式/Air intake type	增压/Turbocharged		增压中冷/Turbo&intercool
调速方式/Governor mode	机械或电子/Mechanical or electronic		电子/electronic
缸径×冲程/Bore×Stroke (mm)	110×115	110×125	
压缩比/Compression ratio	17:1		
额定转速/Rated speed (rpm)	1500		
排量/Displacement (L)	6.55	7.13	
额定功率/Rated power (kW)	96	125	140
风扇功耗/Fan power consumption (kW)	8		
燃油耗/Fuel consumption (g/kWh)	202		200
稳态调速率/Steady state speed regulation (%)	≤3		
排放/Emission compliant	Stage II		
飞轮壳接口/The flywheel shell interface	SAE 3	SAE 2	
	用于11.5"柔性连接钢片的飞轮 Flywheel for 11.5" flexible coupling		
干重基配/Dry weight of base configuration(kg)	635	700	
干重标配/Dry weight of standard configuration(kg)	700	790	800
外型尺寸(基本配置)/Overall dimension(base)mm	1200×680×1030		1320×680×1100
外型尺寸(标准配置)/Overall dimension (standard) mm	1655×785×1310		1755×785×1355
基本配置/Base configuration ★发动机(含风扇、水湿、油压、转速传感器) Engine(including fan, water temperature sensor, oil pressure sensor, speed sensor) ★启动电动机/ Starter motor 6.2/6×W 24V ★充电发电机/Alternator 45/55A 28V	标准配置(在基本配置基础上另加) Standard configuration(add on the base) ★进排气系统: 空气滤清器及连接管路, 排气管连接法兰。 Intake and exhaust system: Air filter and connecting pipes, connecting flange of exhaust pipe. ★冷却系统: 散热器(根据机型型号配置)及各连接管路, 风扇及皮带轮保护罩。 Cooling system: Radiator with connecting pipes, fan guard, belt guard.		

CA6DF2D-14D



- 技术参数**
- 发动机基本参数**
 - 型号: 6DF2D-14D-YFD
 - 6DF2D-16D-YFD
 - 结构: 直列式、四冲程、水冷、二气门、涡轮增压
 - 排量: 6DF2D-14D-YFD 98kW/1500r/min
 - 6DF2D-16D-YFD 116kW/1800r/min
 - 冷却系统参数**
 - 额定功率: 28kW
 - 额定电压: 28V
 - 额定电流: 1100A
 - 燃油系统**
 - 额定功率: 6kW
 - 额定电压: 24V
 - 额定电流: 100A
 - 其他参数**
 - 冷却液容量: 76L±2%
 - 机油容量: 88L

额定功率	60	80	100
额定电压	153	75	39.5
额定电流	0	0.4	0.8
额定功率	104.3	68.3	155.44

型号	功率	电压	电流	重量
6DF2D-14D-YFD	98kW	28V	1100A	1554kg
6DF2D-16D-YFD	116kW	28V	1100A	1554kg

